

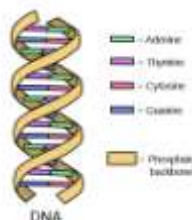
# Dane County Area Genealogical Society News



## DNA for Genealogy



On February 7<sup>th</sup>, George Spracklin will be showing a PowerPoint presentation explaining how DNA sequencing can be used to trace ancestry. The three main types of DNA analyzed



(mitochondrial, Y-chromosome and autosomes) for genealogy will be examined with examples of how each has been used in genealogical studies.

George graduated from Massachusetts College of Pharmacy and Health Sciences with a B.S. He then worked as a research assistant at Cambria Biosciences and Massachusetts Institute of Technology before joining the Genetics Department at UW-Madison as a graduate student. George is currently in his third year working in Scott Kennedy's lab investigating epigenetic inheritance in *C.elegans* (roundworms).

More technical information about DNA can be found in the **Hartnell College Biology Tutorials** (source of the DNA photo) <http://www.hartnell.edu/tutorials/biology/dnareplication.html>



### Wisconsin State Genealogical Society 2013 Gene-A-Rama

Friday & Saturday, April 5 & 6, 2013  
at the Plaza Hotel & Suites,  
201 N 17<sup>th</sup> Avenue, Wausau, Wisconsin

#### Putting it all together: Methodology and Resources!

Featuring Paula Stuart-Warren, CG Hosted by: Marshfield Area Genealogical Group.  
Complete Gene-A-Rama 2013 information is available at [wsgs.org/cpage.php?pt=108](http://wsgs.org/cpage.php?pt=108).

January /2013

Volume 7, Issue 5

*Regular DCAGS meetings are generally the first Thursday of each month at the Church of Jesus Christ of Latter-day Saints located at 4505 Regent Street, Madison, Wisconsin beginning at 7 p.m.*

\*\*\*\*\*

**DCAGS Update:**  
*The DCAGS Governing Board meets the third Tuesday of each month. The next meeting is set for Tuesday, February 19<sup>th</sup> at 6:30 p.m. at the Fitchburg Public Library 5530 Lacy Road Fitchburg, WI 53711 We invite all members to attend. Please join us!*

Our speaker on **March 7<sup>th</sup>** will be **Shirley Anderson**. Her topic is a **Visit to Salt Lake City**

Individual Highlights: Recap of "Family History Projects" & Harold Wells Obit page 2 Genealogy Resources at Your Local Library page 3 & 4 President's message & Genealogy Fair notice and New Member announcement page 5 Upcoming classes & Webinars page 6 Webinars & workshops continued, Thank you and valentine trivia page 7 Request for committee chair page 8

## Lori Bessler – January 3, 2013 Family History Projects



Lori Bessler began her talk by asking if everyone knew the difference between genealogy and family history. Genealogy is the collecting of facts about an ancestor: when and where they were born; when and where they were married; and when and where they died. Family history, on the other hand, is the filling in of the stories about the ancestor. She also asked if we knew the difference between ancestral lines and collateral lines. Ancestral lines are

our direct ancestors: mother, father, grandmother, grandfather, etc. Collateral lines deal with the siblings of those direct ancestors. Often we can find stories in the collateral lines that will help to fill the gaps in our direct ancestral lines.

In doing family history projects, you will need to set deadlines, and keep to a calendar. Schedule time each day or each week to work on your project. Research needs to end at some point and compilation needs to begin. Consider doing a smaller project in scope if you have a hard time keeping on track. If you need help with how to write a family history, it is right at your fingertips. Google “how to write a family history” as well as other topics. A good website to check out is [www.genwriters.com](http://www.genwriters.com).

A good way to organize your research to begin a family history is to use a timeline for the ancestor you are writing about. This will help you evaluate the patterns of events and their dates in relation to others in the family. You can find timelines at Google, at [www.OurTimelines.com](http://www.OurTimelines.com) (add your family events to national timelines), in genealogy software, and at online family tree websites like Ancestry.com.

You should make sure to digitize and store your research and family history projects in various locations to avoid losing your information. Consider using CDs, external hard drives, and flash drives (or aka thumb drives). Document all sources for each piece of information. Sources give validity to the evidence being used in the family history narrative. When citing sources, the goal is to make it easy for the reader to locate the record on their own. You might consider using the book *Evidence Explained* by Elizabeth Shown Mills (2009) or <http://www.progenealogists.com/citationguide.htm>, or [www.citationmachine.net](http://www.citationmachine.net) for examples of source citation. Print out the publishing information from online catalogs ([www.worldcat.org](http://www.worldcat.org)) and make sure you get the right publication date for the edition you used.

Do you know of anyone else that is working on the family lines? Check out Ancestry.com, Google.com, FamilySearch.org, and Facebook for distant cousins who might be researching the family history. They might have photos and family stories that you do not have, and vice versa. Give and you may receive.

Decide if you have enough for a story, and if you don't, then fill in the holes. You can do this by searching church records, court records (civil, citizenship, divorce, etc.), school records, military records (consider finding the military service of the brothers of your ancestors), land records, maps (atlas, land ownership, bird's eye view, etc.), photos (family and locations), general history (town, village, county, state, region, county), newspapers (headlines, obituaries, ads, community columns), and cemetery records. Think of the life of that person, and the era and location that they lived in

to try to come up with ideas of the paper trail that they left. One of the best ways to get ideas is to ask a librarian or an archivist.

In telling the story of your ancestor, you will have to have more than just dry facts. Try thinking about the era and the area, and consider adding ethnic customs, historical events, and social customs. Re-interview relatives and friends. The first interview was for names, dates, and places. Now you have this and more. Ask more detailed questions. Let the family members speak for themselves. Don't edit them. Save recordings of the interview in more than one location. One technique is to ask more than one family member to write down their memories of the same event. It's a fascinating experience.

Travel to the town today. Walk the same paths that your ancestors walked. Go from their home to their school or work. Visit the local historical institutions. Sometimes this is the local history room in the public library, and it often contains hidden treasures! Take pictures in the community. Do re-photography. Get an old picture and take the same photo shot of the place/building again from the same angle. Watch documentaries of the Era and Area. A number of good documentaries have been produced by Ken Burns, and are on PBS.

Decide on the size and scope of the project. You can do this by considering the purpose of the project, the audience, and the budget you will be working with. It doesn't cost as much as it used to. Have people order your book online directly, instead of pre-ordering. Sometimes companies run sales. When considering how many copies of the book to produce, don't forget about placing copies in libraries and historical societies. This will ensure that your family history will reach a larger audience.

Finally, decide on the type of project you want to produce. Nowadays you can produce something online, such as a blog or website, or you can share a photo collection online at websites like Picasa, Flickr, Facebook, or Shutterfly. Or, you may decide to stay with the traditional print option. Even with the print option there are many ways to share your family history: a cookbook of family recipes handed down through the generations (make sure you put in photos as well as commentary); an individual story of an event or person using diaries, letters or photo collections; a multigenerational book; a picture book with some description; a tour book of a family home or business; an artifact directory; or a framed picture collage. There are many ways that you can share your family history with others. You are only limited by your imagination. (Submitted by Katherine Sparks)



Harold Wells Jr., 75, of Stoughton, deceased January 20, 2013 in Belleville. Harold and Ruth Wells were long-time regulars at our monthly meetings, even after Ruth's leg amputation necessitated by diabetes. When she died in 2010, Harold was already fighting cancer. Both were contributors to our organization.

Ruth, an accomplished seamstress with advanced computer-aided equipment, created bags and badges bearing our signature DCAGS logo. Harold had volunteered to serve with Don Cole as auditor of financial records of Computer Assisted Genealogists, in preparation for our 2006 merger with Dane County Genealogical Society. Harold also served as an at large member on the CAGS board. Both Ruth and Harold are honored in our memories for their contributions and commitment. (Submitted by Shirley Levine.)

# Genealogy Resources at Your Local Library by Pat Skubis

Last week Joyce Peterson sent me an email asking me if I would be interested in pictures taken from an old bible. The bible belonged to the May family since 1726 and was recently donated to the Mineral Point Historical Museum which is located in the Mineral Point Library. She also included an article about Joseph Hocking May that her cousin had sent to her and to which I have added additional information obtained from Chuck May.




Curator Mary Alice Moore's desk in Archives  
<http://www.facebook.com/pages/Mineral-Point-Public-Library/109232845789614#!/photo.php?fbid=457863737593188&set=a.457858974260331.98320.109232845789614&type=1&theater>

Many local libraries in Wisconsin have remodeled and have added separate local history rooms. The Mineral Point Library did this in 2012. The resources at the various libraries vary but many of them contain: family histories, cemetery guides, birth/marriage/obituary index, city residential directories, historic photographs, county plat books, local history books, local newspapers, and as space permits various artifacts.

These rooms often also offer computer access to Ancestry Library Edition, Heritage Quest, and other genealogy resources. So next time you visit your ancestor's home town be sure to go online and check out what you might find at the local library that you haven't found before.

Here is the photo of the May family bible, followed by a brief write-up on Joseph Hocking May, plus some links to other libraries that have special Local History rooms or online information.



The writing on the right is on the backside of the page on the left. The alphabet is written a few times. Ann Simons wrote the following:  
*"Ann Simons her hand and pen god bless King George and all his men with wherefore here the all death ...."*  
There was a Ann Simons in the May family. If I have found the correct family, Ann was the grandmother to Joseph Hocking May. Ann was possibly born ca 1759.



The May Bible was last owned by Charles May, great grandson to Joseph H May, Sr. Charles donated the bible to the Mineral Point, Wisconsin History Room in 2012. Located in the Mineral Point Library, 137 High Street, Mineral Point, WI 53565, the history room is opened limited hours, please call ahead for the hours if you wish to view the bible.

The May bible was printed in 1726 by John Baskett. A description found on the internet: Printed by John Baskett, printer to the King's most excellent Majesty, 1726: brown leather with simple indented pattern to edging; approximately 8 x 2.75 by 10 inches tall; five raised bands and gilt lettering to spine; unpaginated. The title page states: — The Holy Bible: The old Testament and the New, newly translated out of the original tongues, and with the former translations diligently compared and revised by His Majesty special command. Appointed to be read in churches. The final section of this volume is "An index to the Holy Bible, or an account of the most remarkable passages in the books of the Old and New Testament: pointing to the time wherein they happened, and to the places of Scripture wherein they are recorded".



Research and photos of the bible by Gail Clayton, Madison WI - 2012 [digmyroots@hotmail.com](mailto:digmyroots@hotmail.com)



**Joseph Hocking May**, son of Richard May and Jane Edwards, was born on February 2, 1832, and was baptized at St. Euny Church in Redruth, Cornwall, England, on April 11, 1832. His father was a miner and farmer. His mother died when he was 12 and his father died when he was 14. He lived with relatives for 4 years. At 18 he and older brother Richard emigrated to USA. Arriving at New York Jan. 14, 1850, he proceeded on to Mineral Point, Wisconsin. There he worked in mines for 2 years. In 1852 he married Johanna Kinsman and moved to Fayette, Wisconsin. Here they raised 7 children. His wife died in 1869. In 1883, Joseph took 2 sons and 2 daughters and relocated to South Dakota.

<http://www.wikitree.com/wiki/May-606> photo of Joseph posted on WikiTree by Chuck May. Permission to use obtained from Chuck May

He took with him 3 hogs, 25 chickens, 4 cows, 3 horses, a few household goods, and a little farm machinery. He obtained a 160 land grant 4 miles west of Alpena, Jerauld County, South Dakota. (SW 1/4 Section 6, Alpena Township.) He had an interest in the Farmers Elevator at Alpena, and was the President of the corporation. He was elected County Judge in 1896. He also served as a Township Supervisor, and at one time was the Justice of the Peace. He was a prominent member of the Independent Order of Odd Fellows. He died in Alpena on October 14, 1901, and his body was brought back to Fayette to be buried with his wife and his son, Richard.

## Links to Libraries with Local History room or online resources

<http://mineralpointpubliclibrary.wordpress.com/archives/http://mineralpointpubliclibrary.wordpress.com/archives/>  
Holds numerous records about historic Mineral Point.

[http://www.hartfordlibrary.org/history\\_room.html](http://www.hartfordlibrary.org/history_room.html) Hartford History Room is part of the Jack Russell Memorial Library records for Jefferson, Washington and Dodge Counties, plus German research aids.

<http://wla.wisconsinlibraries.org/wiglhr/wiglhr-resources/genealogy-and-local-history-sites> links to genealogy and local history sites for Wisconsin.

<http://wvls.lib.wi.us/ClarkCounty/> online records for Clark County.

<http://www.cityofbeaverdam.com/department/division.asp?fDD=16-149> The Beaver Dam Community Library is the resource library for Dodge County. The library maintains a rich collection of genealogy and local history resources for Beaver Dam and Dodge County.

<http://doorcountylibrary.org/genealogy> The Laurie History Room of the Door County Library Sturgeon Bay branch offers an extensive genealogy and local history collection.

<http://www.tbscottlibrary.org/Genealogy-local-history> Local history includes: local family histories, older city directories, histories of Merrill and Lincoln County, and some older Lincoln County plat books.

[http://www.mcmillanlibrary.org/local/local\\_genealogy.html](http://www.mcmillanlibrary.org/local/local_genealogy.html) McMillan Memorial Library in Wisconsin Rapids, host to Wood County genealogy.

<http://www.monroecountyhistory.org/> The Monroe County Local History Room's purpose is to connect people to the past in a meaningful way. The Local History Room research library is an essential resource to the genealogist and local historian. A wide variety of information is available on Monroe County, its towns, cities, villages, and people.

<http://www.waupunpubliclibrary.org/services-genealogy.php> Has 3 online genealogies plus information on other local genealogy resources, e.g., Waupun Heritage Museum.

[http://www.hedbergpubliclibrary.org/janesville\\_room.html](http://www.hedbergpubliclibrary.org/janesville_room.html)

The Janesville Room is a public resource for people interested in the history of the city of Janesville and Rock County. Its main purpose is to document Janesville and Rock County history with selected materials located within the Hedberg Public Library in Janesville.

<http://www.riponlibrary.org/localhistory> The Ripon Public Library has made many of their records online.

<http://dodgevillelibrary.com/genealogyandhistory.html> The Local History Room in the Library contains many publications of interest to patrons researching local families and historical events. The room also houses publications owned by the Iowa County Genealogical Society.

[http://www.scls.lib.wi.us/ree/local\\_his.html](http://www.scls.lib.wi.us/ree/local_his.html) Reedsburg Library's Local History Room offers: family histories, cemetery guides, birth/marriage/obituary index, city residential guide, historic photographic collection, county plat books, pamphlet file, miscellaneous, local history books, and a microfilm collection.

<http://lacrosselibrary.org/genealogy/> The La Crosse Public Library Archives has many resources including city directories for the city of La Crosse, La Crosse and area plat maps, city records, manuscripts, and much, much more.

[http://www.mpl.org/file/Humanities\\_index.html](http://www.mpl.org/file/Humanities_index.html) The Milwaukee Public Libraries, Humanities Department's main areas of focus are Genealogy and Local History.



Neillsville Library constructed by Pat Skubis' grandfather Chris Madsen in 1914.



## President's Message: YOUR Society

=====

Greetings and thank you for the warm welcome I've received as your new president. A brief introduction of myself: I've been a student of genealogy since I was 21, attending meetings of this group and one of its previous versions since 2004, a member since 2006 and serving on the board since 2007. And the one thing I know after all of that time is that most of you know much more than I do. I never cease to be amazed at the wisdom possessed by our members. Why then would I agree to take the helm? In my view a good leader is not determined by firsthand knowledge but by knowing who to go to for knowledge at the appropriate time.

I believe that in our 8<sup>th</sup> year as the Dane County Area Genealogical Society it is time for us to take a look at ourselves and consider what is working well, what isn't working and what else should we be doing. This is where you come in. I would ask you to take a moment and send me a note via email, phone or snail mail and give me your opinion on these. I would also welcome any and all of you that would be willing to serve on a short term strategy committee to discuss the ideas the general membership generates. If this is of interest to you please let me know. I imagine this will be a commitment of 1-3 meetings over the course of Spring/Summer.

Unquestionably the opportunities are great, but we will need the efforts of the many to seize them. I look forward to this. Thank you. Walker Crawford [walker@viridis.ws](mailto:walker@viridis.ws)

### Genealogy Fair 2014

---

The board has suggested a time period of spring 2014 for the next DCAGS Genealogy Fair.

We are now in need of individuals that would be interested in serving as Chair or Co-Chairs as well as members of the committee.

The former co-chairs will be happy to share materials and procedures from the 2011 fair.

Please let Walker Crawford know if you're interested in serving in any capacity for this popular event

---

## New Member New Member

We have one new member to announce this month. Her name is Bonnie Norman. She is a user of Legacy Family Tree. Her surnames of interest are Allen, Arians, Barlow, Cox, Eden, Farmer, Fowler, Knox, Kuehl, Livings, Little, Martin, Mayberry, Melton, Morse, Norman, Nye, Pair, Rehlander, Rosenow, Streu, Weaver, Williams, Wing.

The foreign countries her research has lead her to are: Canada, England, Germany and Scotland. Additional locals are Kewaunee County and the states of Alabama, Connecticut, Illinois, Iowa, Maine, Massachusetts, Michigan, Missouri, New York, North Carolina, Ohio, Pennsylvania, Tennessee, Vermont, Virginia and Wisconsin.

If you would like to connect with Bonnie please let Walker Crawford know. Welcome Bonnie!

Volume 7, Issue 5 page



Be my Valentine.

# Upcoming Classes

## University of Wisconsin Union Mini Course: Genealogy

**When:** Three Tuesday evenings: April 2, April 9 and April 16. The class runs from 6 to 8 p.m.

**Where:** The room at the University has not yet been assigned.

**Instructor:** Sherry Lloyd is an experienced genealogist with over 25 years of experience.

**Description:** Interested in discovering your family's history? We will look at how to begin genealogy, what resources are available, how to keep track of your information and genealogy standards. You will learn how to find information on the Internet as well as the large amount of information available at your local libraries. Emphasis will be on using free computer programs and Internet sources.

**Cost:** Standard charge for Union members or students: \$44.50, for UW staff or others the charge is higher.

Anyone can become a Union Member for \$30 introductory rate for a six month membership or \$250 lifetime membership. The annual fee goes toward the lifetime membership. UW

Alumni and UW Retirees may be eligible for lower rates on Union membership. Also a member of the Union may bring a guest at the same rate. Please see Mini Course web site for membership options and registration, <http://www.union.wisc.edu/minicourses.htm>

## Genealogy / Family History

Explore your roots and watch the family tree grow! Taught by Pat Skubis, past president of the Dane County Area Genealogical Society.

Each four-week session will be organized into separate classes. \$44 per session or drop in for \$12 per class. Join any time.

Series 1: Search for Ancestors using Vital Records; Use the Census to trace ancestors and learn about their lives; Examine ship records and National Archives; Visit the Family History Center, learn about FamilySearch and attend the Dane County Area Genealogical Society Meeting.

Thursdays, Mar. 14 - Apr. 4  
6:00-8:00PM / Netherwood Elementary School.

Series 2: Records you can find at the library or at home using a library card; Use Google and other search engines to do research; Records that can be found on Free sites; Records at the Wisconsin Historical Society.

Wednesdays, Apr. 10 - May 1  
6:00-8:00PM / Netherwood Elementary School.

To register go

<http://www.oregonsd.org/community.cfm?subpage=101>

## MyGenShare Genealogy Webinar Schedule for February- April 2013

**Note: All Webinars are Mountain Time Zone**

### 1. Genealogy Treasures: How to Find, Learn and Share Genealogy One Generation to the Next

Tues. Jan 29 (7:00 PM MT) | Wed. Mar 20 (Noon MT)

### 2. Quick Start for Family Historians

Thur. Feb 1 (7:00 PM MT) | Wed. Apr 10 (Noon MT)

### 3. The 30 Second Genealogist...How to Find Genealogy Answers You Want Now

Tues. Feb 5 (7:00 PM MT) | Tues. Feb 12 (Noon MT) | Tues. Feb 19 (7:00 PM MT)

### 4. Use a Digital Camera to Cut Your Research Time by Half

Wed. Feb 13 (7:00 PM MT)

### 5. Supercharge Your Research: Cut Ten Years off Your Learning Curve

Wed. Feb 20 (7:00 PM MT) | Wed. Mar 20 (7:00 PM MT) | Wed. Apr 17 (7:00 PM MT)

### 6. Ancestor Immigration and Migration: Keys to Unlocking Family History

Thurs. Feb 21 (7:00 PM MT) | Thurs. Apr 11 (7:00 PM MT)

### 7. Fifty Google Searches Every Genealogist Needs to Know

Wed. Feb 27 (7:00 PM MT) | Wed. Mar 27 (7:00 PM MT) | Wed. Apr 24 (7:00 PM MT)

### 8. Photo Editing Software – Tricks, Tips and Applications for Genealogical Novice to Expert

Wed. Feb 27 (Noon MT)

### 9. Choosing and Using the Right Hardware and Software for Genealogy

Thur. Feb 28 (7:00 PM MT) | Thur. Apr 18 (7:00 PM MT)

### 10. Genealogy Treasures: How to Find, Learn and Share Genealogy One Generation to the Next

Wed. Mar 6 (7:00 PM MT)

### 11. Top 20 Lessons Genealogists Need to Know

Wed. Apr 17 (Noon MT MT)

### 12. Diaries/Journals/Letters of our Ancestors: A Window to Better Research and Writing Family Histories

Wed. Mar 6. (Noon MT)

### 13. Thursday Seminar Series Mar 7 Identifying and Using Records

- Part 1: Vital Records, U.S. Census, Religious Records, Land Records, Etc. (Noon MT)
- Part 2: Directories, Newspapers, Immigration and Naturalization Records, Etc. (1:30 PM MT)

### 14. How to Become the Sherlock Holmes of Genealogists

Wed. Mar 13 (7:00 PM MT)

### 15. Digitally Preserving Your Family History and Heritage

Wed. Mar 13 (Noon MT)

### 16. Ten Habits of Extremely Effective Genealogists

Thurs. Mar 14 (7:00 PM MT) | Wed. Apr 10 (7:00 PM MT)

### 17. How to Discover Treasures in the Library, Archives and Societies

Thurs. Mar 21 (7:00 PM MT)

### 18. No More Guessing. Secure Your Computer and Data in 10 Easy Steps



Thurs. Mar 28 (7:00 PM MT)

Illinois State Genealogical Society offers free

WEBINARS, on the 2nd Tuesday of each month. All ISGS webinars are FREE and open to the public when they are presented live. For

**Upcoming Webinars:** go to

<http://ilgensoc.org/cpage.php?pt=234> to learn more about our upcoming webinars and to register. (continued page 7)

February 2013



**Best Genealogy Present You Can Give Yourself: Citing Your Sources**

- **Presenter:** Harold Henderson, CG
- **Date:** Tuesday, February 12, 2013, 8:00 pm Central
- **Description:** Footnotes are not just for professors any more. The secret is not where to put the commas—it's understanding the record you're looking at.
- **Register:** <https://attendee.gotowebinar.com/register/7953472737629097216>



**Three-Hour Workshops**

**Sat., Mar. 2 Tracing Your German American Roots: Resources Here and There**

Lori Bessler, Reference Librarian, and Antje Petty, Assistant Director of the Max Kade Institute for German-American Studies

Workshop held from 9:00 a.m. to 12:00 noon,  
At the Memorial Library, Room 126

**Fee:** \$35 for WHS or WSGS members or Friends of Max Kade Institute, \$40 for non-members

**Sat., Mar. 16 Norwegian American Genealogy**

Jerry Paulson, Norwegian American Genealogical Center and Naeseth Library (NAGC&NL)  
Workshop held from 9:00 a.m. to 12:00 noon,  
At the Memorial Library, Room 126

**Fee:** \$35 for WHS, WSGS, or NAGC & NL members, \$40 for non-members

**FREE One-Hour Webinars**

If you've never taken a webinar, start with one of these.

**Sat., Feb. 9 Genealogy: Where Do I Start?**

Lori Bessler, Reference Librarian,  
10:00 to 11:00 a.m.

**Thurs., Feb. 21 Genealogy for Librarians**

Lori Bessler, Reference Librarian,  
1:00 to 2:00 p.m.

For more information and to register go to  
<http://www.wisconsinhistory.org/librarians/archives/classes/>

**Thank You**

I would like to thank Joyce Peterson and Chuck May for the information that they have submitted that allowed me to write the article about the resources that you might find at your local library.

Joyce's information spurred Rollie Littlewood to do some digging on the cemetery where Joseph Hocking May was buried. He pointed out to me that many people might not know just where Fayette Village is.

If you go to Darlington and take Fayette Road North you will end up in Fayette Village. The **Fayette Village Cemetery** is located just south of Fayette on Cemetery Road, Lafayette Co. A record of who is buried in the May plot was transcribed and originally published in the *Wisconsin State Genealogical Society Newsletter*, Vol. 30, No. 4, page 254. A clearer version can be found at [http://www.wisla.com/fay\\_vill\\_alp01.pdf](http://www.wisla.com/fay_vill_alp01.pdf)

Buried in the family plot are Joseph H. May, his wife Johanna W. May (nee Kinsman), an infant daughter Elizabeth A. May and his son Richard R. May.

I look forward to hearing from other society members who would be willing to write up an article about one of

their relative or about some family treasure. Colorful ancestors, a story about a veteran, a great family recipe, or a brick wall that you have encountered, all stories are welcome. Help by submitting your tale to the Newsletter. Just email it to [skubie27@live.com](mailto:skubie27@live.com)



**Antique Valentine's card**

<b>Also called</b>	Valentine's Day Feast of Saint Valentine
<b>Observed by</b>	People in many countries
<b>Type</b>	Cultural, Christian, commercial
<b>Significance</b>	Feast day of Saint Valentine; the celebration of Love and affection
<b>Date</b>	February 14 (fixed by the Western Christian Churches); July 6 (fixed by the Eastern Christian Churches)
<b>Observances</b>	Sending greeting cards and gifts, dating, church services

For more information on Valentine's Day go to [http://en.wikipedia.org/wiki/Valentine's Day](http://en.wikipedia.org/wiki/Valentine's_Day)


Dane County Area Genealogical Society  
P.O. Box 5652  
Madison, WI 53705-0652

Address Service Requested

We're on the Web!

See us at: [www.dcags.org](http://www.dcags.org)

or [www.facebook.com/dcags](http://www.facebook.com/dcags)



## Dane County Area Genealogical Society

P.O. Box 5652  
Madison, WI 53705-0652

---

# See you on February 7<sup>th</sup>

---

**Become a Committee Member  
One Position Open  
Sign Up Today**



### DCAGS Governing Board for 2012

President: Walker Crawford  
[walker@viridis.ws](mailto:walker@viridis.ws)

Vice President: Jim Benes  
[Jimbenes@iname.com](mailto:Jimbenes@iname.com)

Secretary: DeAnn McAllan  
[d.mcallan@sbcglobal.net](mailto:d.mcallan@sbcglobal.net)

Treasurer: Joyce Peterson  
[Jomay99@aol.com](mailto:Jomay99@aol.com)

Past President, Rolie Littlewood  
[rkittle@wisc.edu](mailto:rkittle@wisc.edu)

**Standing Committee Chairs**

Membership: Walker Crawford  
[walker@viridis.ws](mailto:walker@viridis.ws)

Programs & Education: Donna Johnson  
[Donna53705@aol.com](mailto:Donna53705@aol.com)

**Public Relations: Vacant**

Historian: Sandy Zart  
[sandy\\_zart@yahoo.com](mailto:sandy_zart@yahoo.com)

Web Master: Rolie Littlewood  
[rkittle@wisc.edu](mailto:rkittle@wisc.edu)

Newsletter: Pat Skubis  
[skubie27@live.com](mailto:skubie27@live.com)

---

*One Committee Chair  
position remains open.  
It is the public  
relations position.*

*Being a Committee  
Chair requires you to  
attend the board  
meetings that are held  
once a month.*

*Each of the  
committees could use  
more members. All of  
the committee chairs  
would welcome help.*

*Attend a board  
meeting and learn  
more about how you  
can participate.*